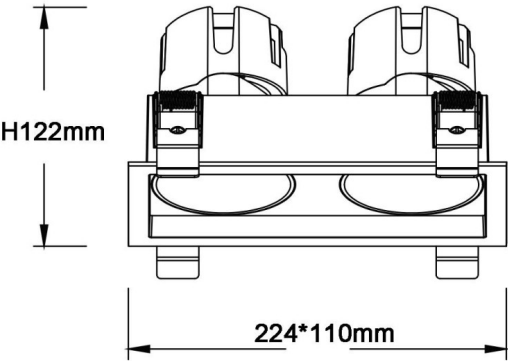











Dimensions

Product dimensions (mm) 224*110xH122mm

Esquema



ZENITH IP65SX2

Código artículo	86.D285.2331.01
Tipo de producto	Indoor
Categoría	Downlights
Familia	ZENITH
Subfamilia	ZENITH IP65SX2
Pictograms	<div><div>220 240 V</div><div>XX°</div><div>CRI 90</div><div>CE</div><div>Driver INCL.</div><div>On Off</div><div>DALI</div><div>50000h L80B10</div><div>IP 65</div></div>

Producto	
Potencia real (W)	2X20
Flujo luminoso real (lm)	2X1600
Eficacia luminosa (lm/W)	80
Ángulo de apertura	36
Life time (h)	50000 h L80B10
IP	65
U. G. R	19
Equipo	ON/OFF
Temperatura de color (K)	3000
Consistencia de color (SDCM)	SDCM<3
CRI	90